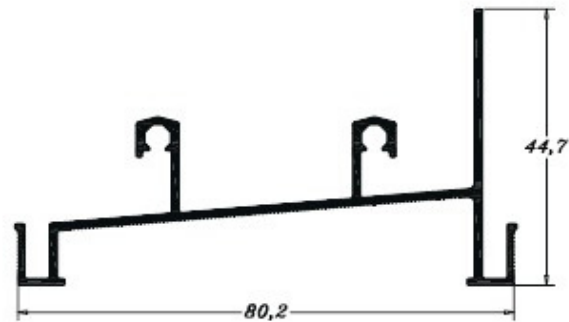


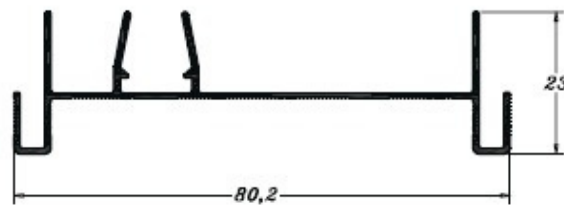


PERMAX
EXTRUSÃO DE ALUMÍNIO

LINHA PSU - 90° com aba



PE 0251
0,674 Kg/m



PE0520
0,432 Kg/m

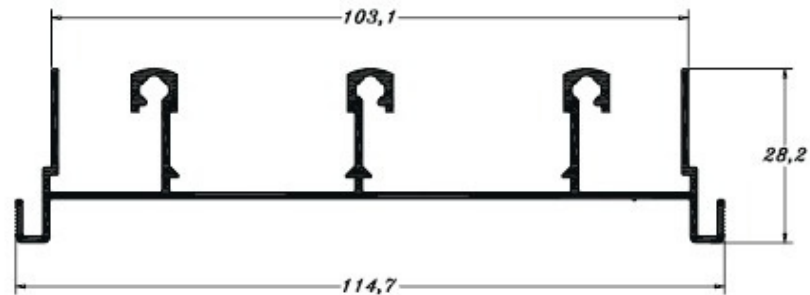


PERMAX
EXTRUSÃO DE ALUMÍNIO



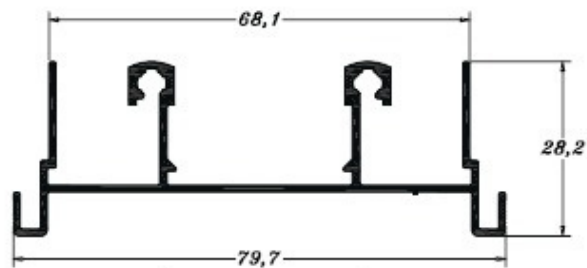
PERMAX
EXTRUSÃO DE ALUMÍNIO

LINHA PSU - 90° com aba



PE 0875

0,921 Kg/m



PE 0876

0,687 Kg/m

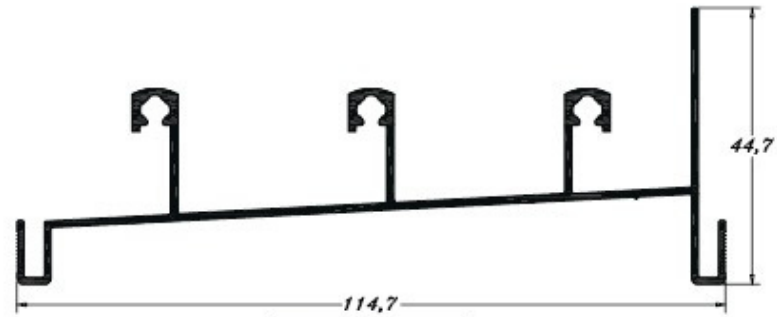


PERMAX
EXTRUSÃO DE ALUMÍNIO



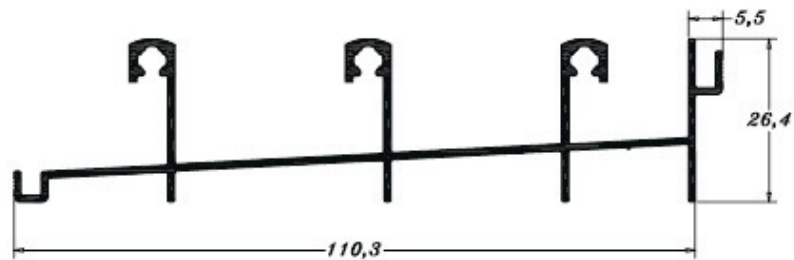
PERMAX
EXTRUSÃO DE ALUMÍNIO

LINHA PSU - 90° com aba



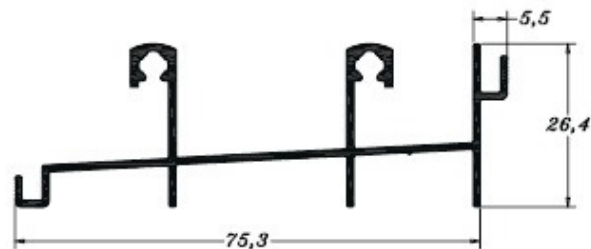
PE 0877

0,883 Kg/m



PE 0878

0,846 Kg/m



PE 0879

0,619 Kg/m

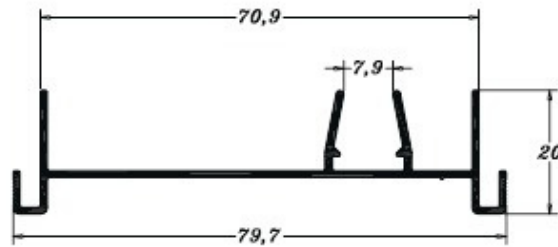


PERMAX
EXTRUSÃO DE ALUMÍNIO



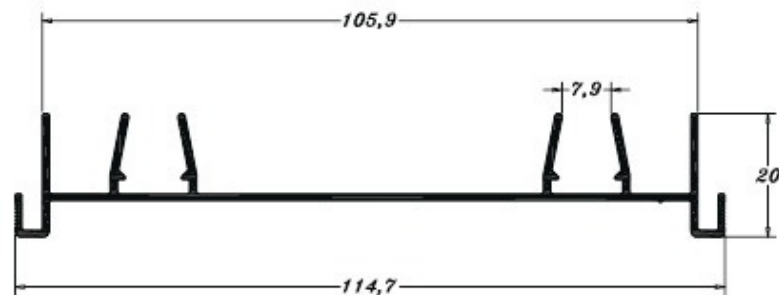
PERMAX
EXTRUSÃO DE ALUMÍNIO

LINHA PSU - 90° com aba



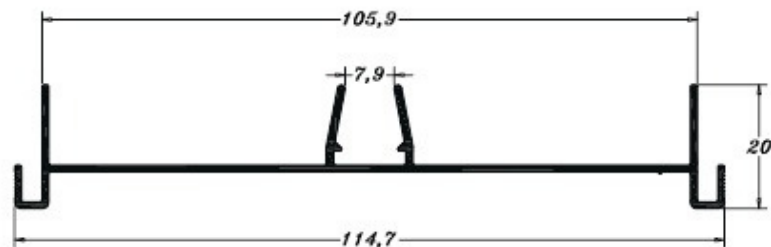
PE 0880

0,471 Kg/m



PE 0881

0,667 Kg/m



PE 0882

0,575 Kg/m



PERMAX
EXTRUSÃO DE ALUMÍNIO