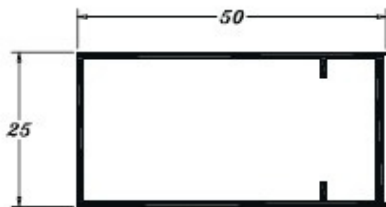


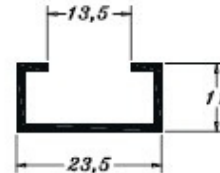


PERMAX
EXTRUSÃO DE ALUMÍNIO

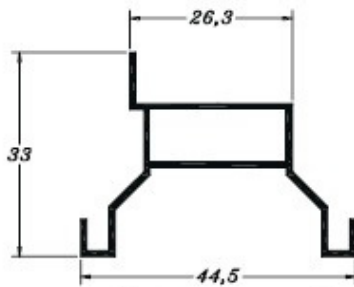
LINHA 25 (PORTA)



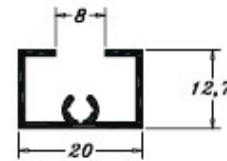
PE 0051
0,410 Kg/m



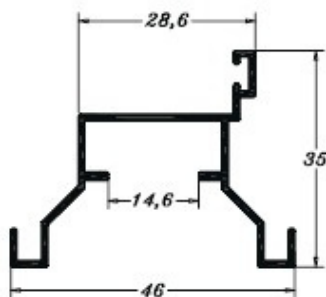
PE 0122
0,178 Kg/m




PE 0162
0,312 Kg/m



PE 0186
0,168 Kg/m



PE 0193
0,342 Kg/m



PE 0258
0,552 Kg/m

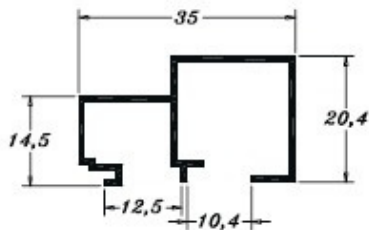


PERMAX
EXTRUSÃO DE ALUMÍNIO

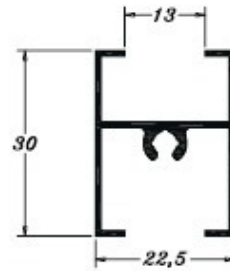


PERMAX
EXTRUSÃO DE ALUMÍNIO

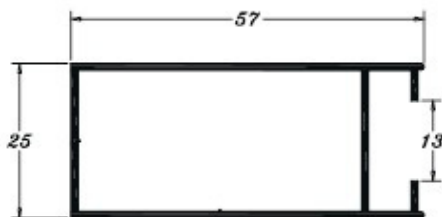
LINHA 25 (PORTA)



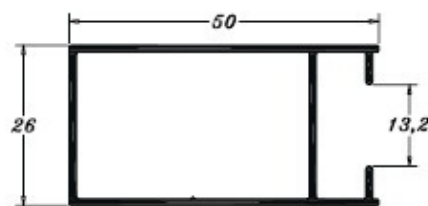
PE 0259
0,258 Kg/m



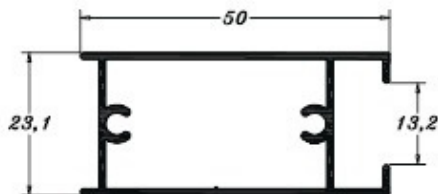
PE 0260
0,283 Kg/m



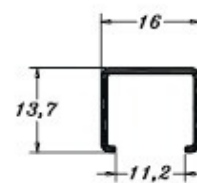
PE 0292
0,504 Kg/m



PE 0296
0,470 Kg/m



PE 0297
0,505 Kg/m

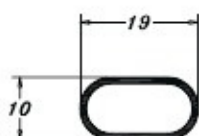


PE 0317
0,114 Kg/m

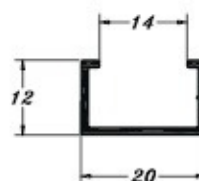


PERMAX
EXTRUSÃO DE ALUMÍNIO

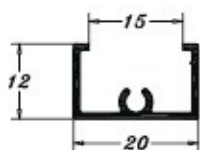
LINHA 25 (PORTA)



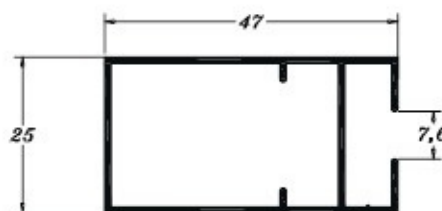
PE 0318
0,125 Kg/m



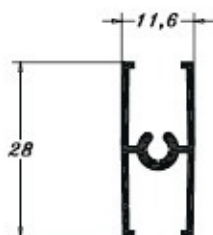
PE 0419
0,147 Kg/m



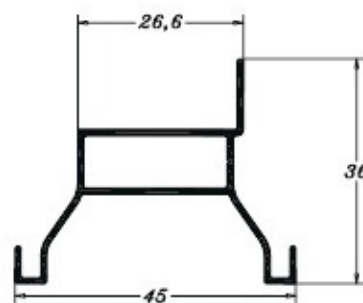
PE 0420
0,145 Kg/m



PE 0477
0,435 Kg/m



PE 0512
0,214 Kg/m

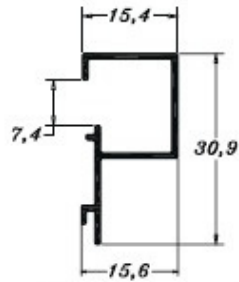


PE 0518
0,324 Kg/m



PERMAX
EXTRUSÃO DE ALUMÍNIO

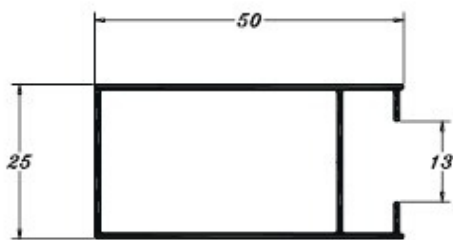
LINHA 25 (PORTA)



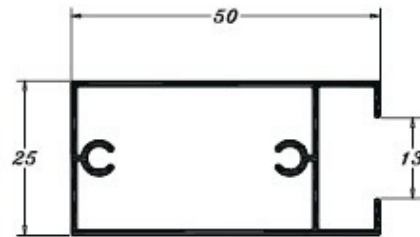
PE 0616
0,173 Kg/m



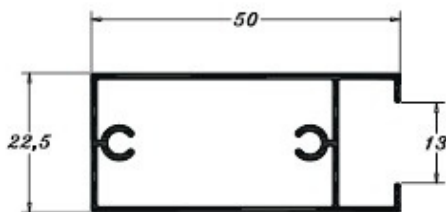
PE 0619
0,084 Kg/m



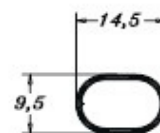
PE 0633
0,381 Kg/m



PE 0634
0,454 Kg/m



PE 0809
0,435 Kg/m



PE 0837
0,081 Kg/m



PERMAX
EXTRUSÃO DE ALUMÍNIO