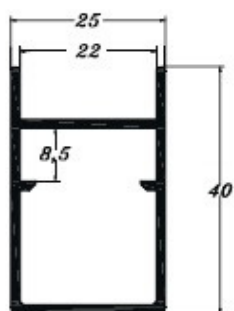
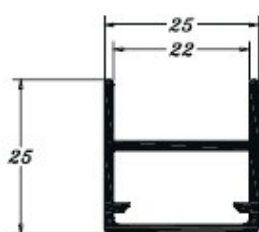


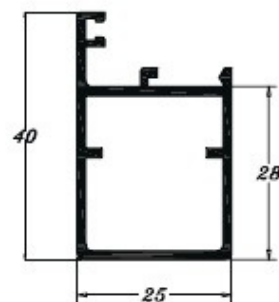
LINHA 25 (ESQUADRIAS)



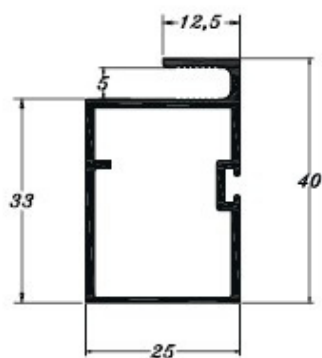
A 055
0,519 Kg/m



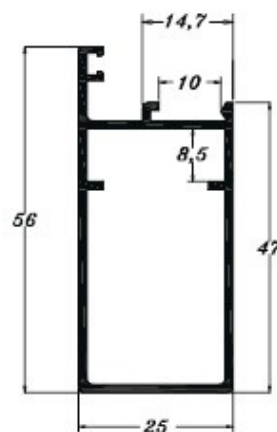
A 056
0,398 Kg/m



P 140
0,503 Kg/m



P 227
0,486 Kg/m

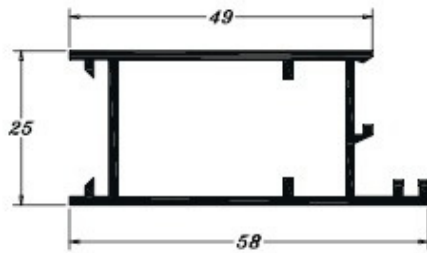


P 318
0,574 Kg/m

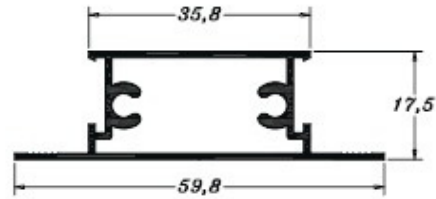


PERMAX
EXTRUSÃO DE ALUMÍNIO

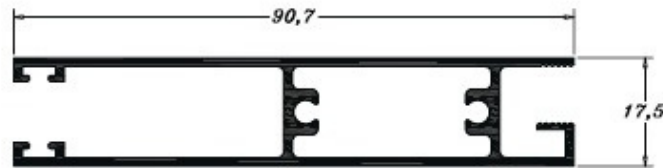
LINHA 25 (ESQUADRIAS)



PE 0019
0,647 Kg/m



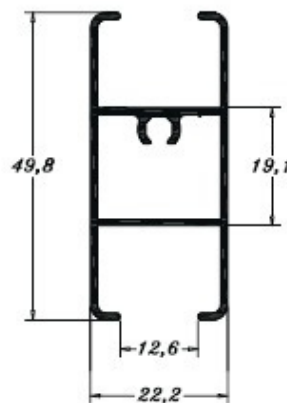
PE 0091
0,457 Kg/m



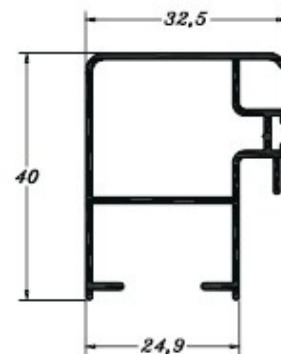
PE 0105
0,982 Kg/m



PE 0233
0,506 Kg/m



PE 0235
0,500 Kg/m



PE 0236
0,490 Kg/m

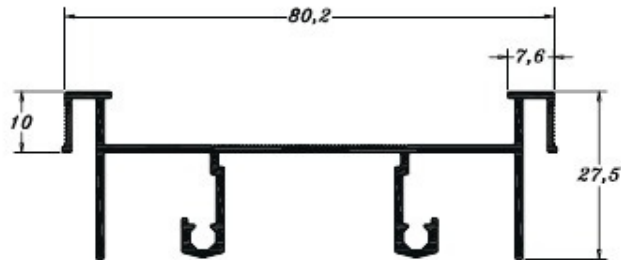


PERMAX
EXTRUSÃO DE ALUMÍNIO

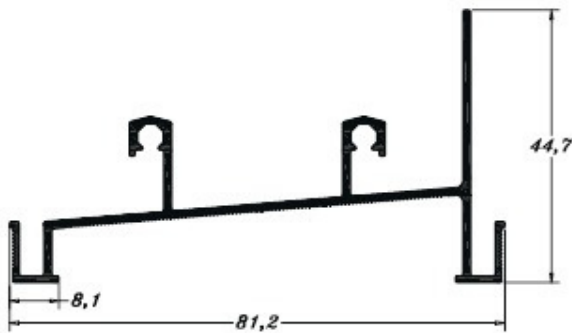


PERMAX
EXTRUSÃO DE ALUMÍNIO

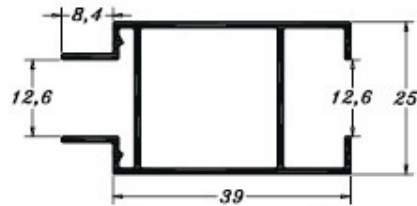
LINHA 25 (ESQUADRIAS)



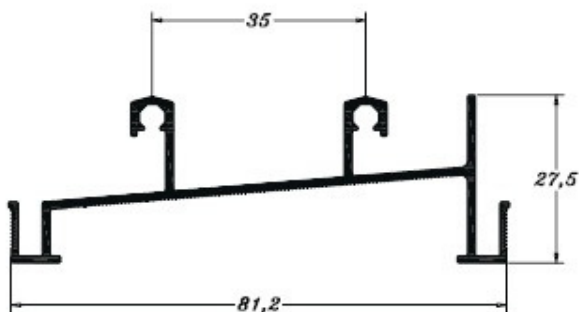
PE 0250
0,712 Kg/m



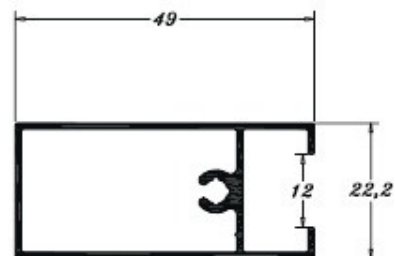
PE 0251
0,674 Kg/m



PE 0568
0,441 Kg/m



PE0566
0,620 Kg/m



PE0885
0,459 Kg/m



PERMAX
EXTRUSÃO DE ALUMÍNIO