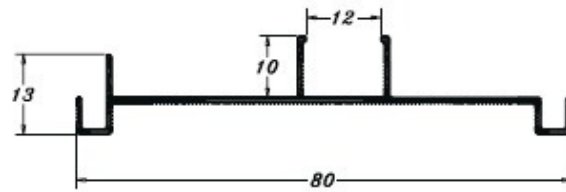


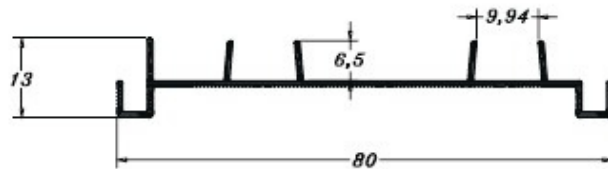


PERMAX
EXTRUSÃO DE ALUMÍNIO

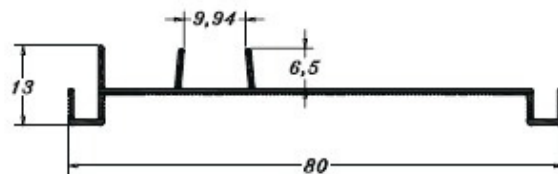
LINHA SISTEMA MODULAR



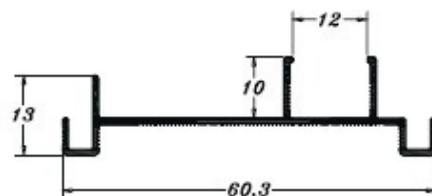
PSM205
0,311 Kg/m



PSM206
0,322 Kg/m



PSM207
0,290 Kg/m

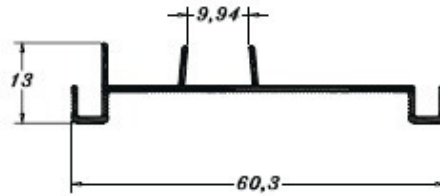


PSM208
0,264 Kg/m

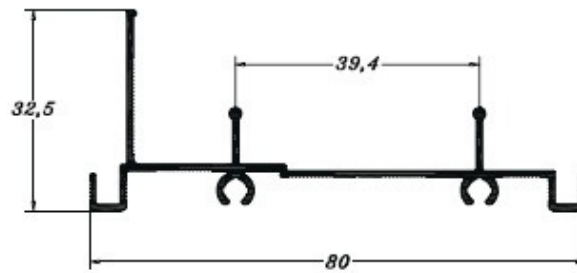


PERMAX
EXTRUSÃO DE ALUMÍNIO

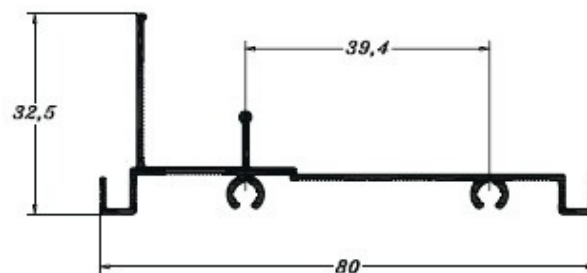
LINHA SISTEMA MODULAR



PSM209
0,243 Kg/m



PSM210
0,449 Kg/m

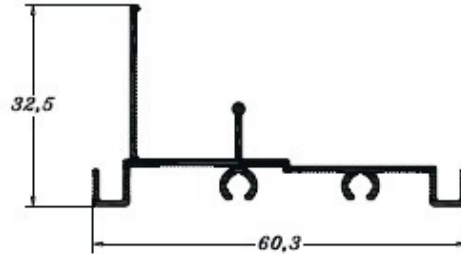


PSM211
0,418 Kg/m

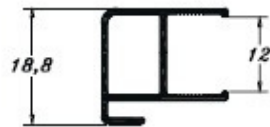


PERMAX
EXTRUSÃO DE ALUMÍNIO

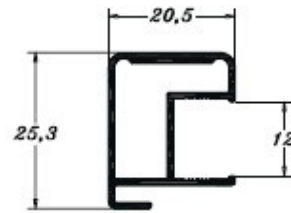
LINHA SISTEMA MODULAR



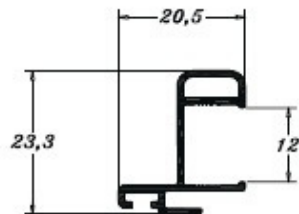
PSM212
0,367 Kg/m



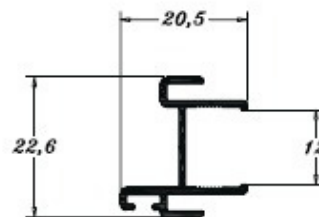
PSM213
0,203 Kg/m



PSM214
0,293 Kg/m



PSM215
0,206 Kg/m



PSM216
0,195 Kg/m

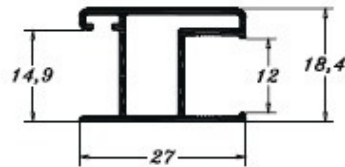


PERMAX
EXTRUSÃO DE ALUMÍNIO

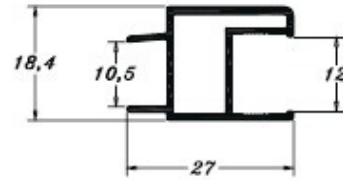


PERMAX
EXTRUSÃO DE ALUMÍNIO

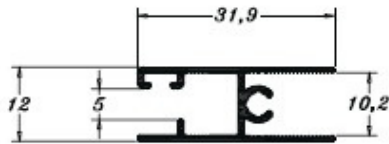
LINHA SISTEMA MODULAR



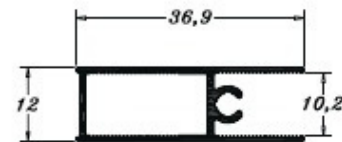
PSM217
0,270 Kg/m



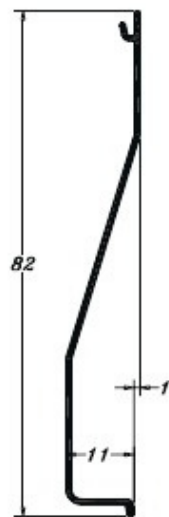
PSM218
0,267 Kg/m



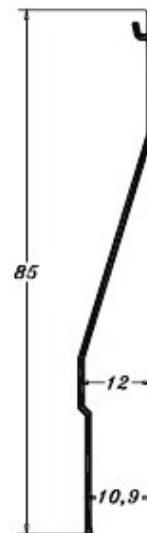
PSM219
0,234 Kg/m



PSM220
0,254 Kg/m



PSM221
0,236 Kg/m



PSM222
0,222 Kg/m

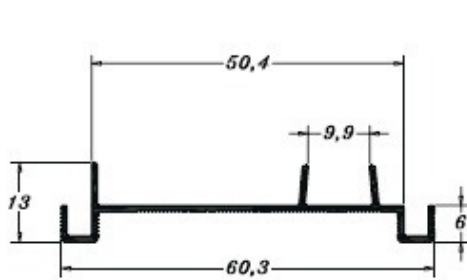


PERMAX
EXTRUSÃO DE ALUMÍNIO

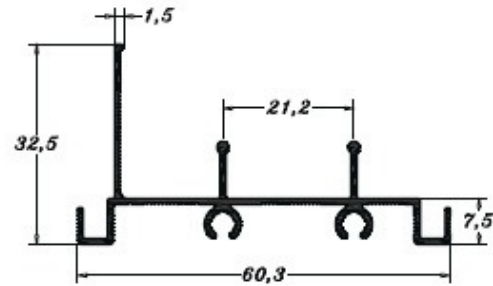


PERMAX
EXTRUSÃO DE ALUMÍNIO

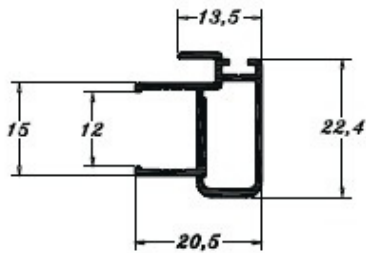
LINHA SISTEMA MODULAR



PE1052
0,242 Kg/m



PE1053
0,403 Kg/m



PE1054
0,268 Kg/m



PERMAX
EXTRUSÃO DE ALUMÍNIO