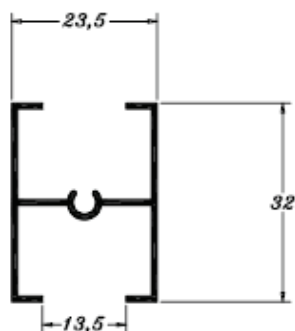


LINHA 30



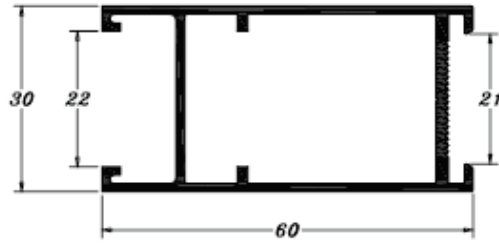
PE 0121
0,262 Kg/m



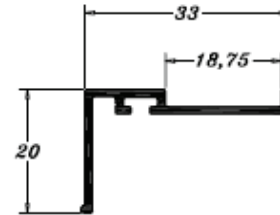
PERMAX
EXTRUSÃO DE ALUMÍNIO



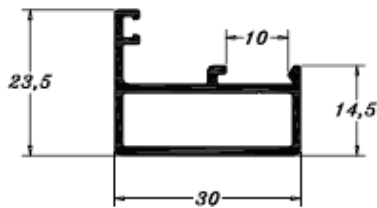
LINHA 30



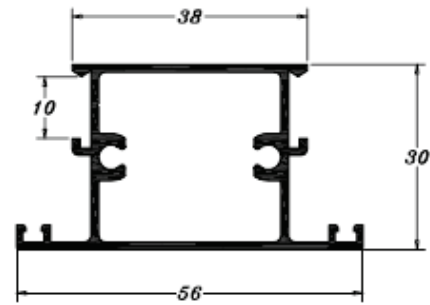
A144
0,746 Kg/m



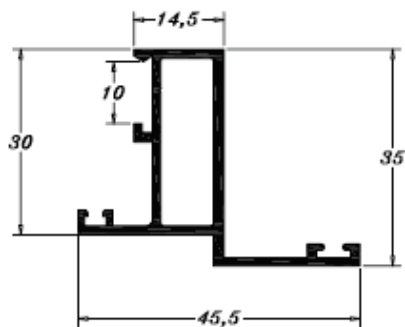
L387
0,204 Kg/m



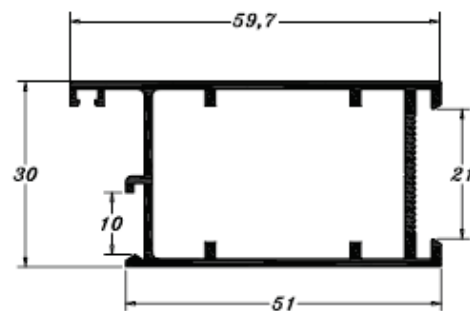
P064
0,376 Kg/m



P078
0,689 Kg/m



P120
0,526 Kg/m



P270
0,721 Kg/m



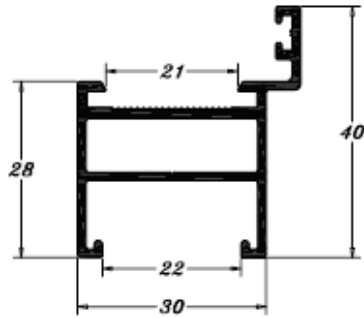
PERMAX
EXTRUSÃO DE ALUMÍNIO



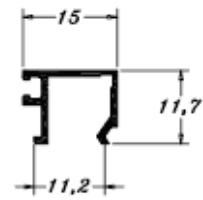
PERMAX
EXTRUSÃO DE ALUMÍNIO



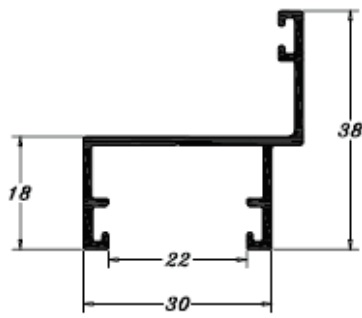
LINHA 30



P273
0,577 Kg/m



U482
0,111 Kg/m



Y140
0,399 Kg/m



PERMAX
EXTRUSÃO DE ALUMÍNIO